


Show Us the Stimulus:
*An Evaluation of State Government
Recovery Act Websites*
A Report by Good Jobs First

Mike Dean
Common Cause Minnesota



“We are asking the American people to trust their government with an unprecedented level of funding to address the economic emergency. In return, we must prove to them that their dollars are being invested in initiatives and strategies that make a difference in their communities and across the country.”

» President Barack Obama, Feb. 18, 2009



“Taxpayers are paying the bills and they should have the ability to easily look at the state’s checkbook. I encourage citizens to use this website to become watchdogs and help us make government more efficient and effective.

» Governor Tim Pawlenty, March 26, 2009



Good Jobs First's Report: *Show Us The Stimulus*


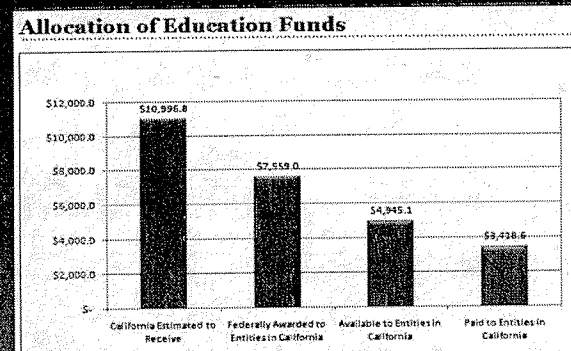
Considers the how effectively the 50 state-maintained, Recovery Act websites provide info about:

- Categories of stimulus spending;
- Distribution of that spending in different parts of the state; and
- Specific projects being carried out by private contractors, including their employment impact.



Did the website show...

- Allocated spending totals by broad categories and specific programs;
- Distributions of spending among the state's counties (or other geography);



Did the website show...

- Descriptions of specific spending projects and the contracts associated with them;
- Contract details, including dollar amounts, the name of the contractor and the text of the contract;

Summary	
Document Number: 604521R	Issued By: Massachusetts Highway Department / Massachusetts Highway Department
Home Rules Issued(s) Forms & Terms Vendor(s) Updates Other Information	
Document Title: BARNSTABLE - FAP# ERP-001S(922)X Resurfacing and P	
Document Status: ACTIVE	
Estimated Value (US\$): 2,534,032.70	Estimated Units: Not Available
Start Date: 07/02/2009 12:00AM	End Date: 04/23/2011 11:59PM
Max End Date: 04/23/2011 11:59PM	
Comm-PASS Category: Construction-Heavy-Highway (Horizontal) / PROJECTS-HI	
Procurement Type: Restricted To Use By Issuing Entity Only	Applicable Procurement Law: MGL c. 30, § 39M
Statewide Contract: No	Contains F
Contains MBE/MBE/DBE/VBE: Yes	Contains Pr
Search Key Words: ARRA, Federal Stimulus, Transportation	
Description: A Contract has been awarded to the low bidder, Lawrence ERP-001S(922)X Resurfacing and Related Work on a Spa	
Related Solicitation Number: 604521R	



Did the website show...

- Data on the jobs created or retained by the project; and
- The status of the project (portion completed and expected duration).

Single Construction Season Projects			
Active Project	WSDOT Recovery Act Projects	Total Funding	Estimated Impact: Direct, Indirect, & Induced Jobs
	SR 155/Omak Eastward - 2009 Seal - Stage 2	\$1,031,087	11
	SR 262/Potholes Reservoir Area - 2009 Seal - Stage 2	\$1,258,469	13
	SR 243/Mattawa Vic - 2009 Seal - Stage 2	\$1,495,176	15

Contract Number: 60H14
Execution Date: 6/26/2009
Percent Complete: 16
Contract Completion Date:
Plus Working Days:
Number of Days: 45
Contract Duration Type: Working days
Resident Engineer's Estimated Completion Date: 10/15/2009
Start Date: 8/3/2009
Physical Work Complete Date: Not Completed



How Minnesota Stacked Up

**** Scored 15 out of a 100 ****

- Ranked 34th compared to other states.
- Wisconsin 8th, North Dakota 28th, South Dakota 34th, Iowa 34th.







What the Site Does Well


- Show the amount of ARRA money allocated by program category
- Lists some agency data on the website

Where is the money going?

Expected MN ARRA Spending by Major Category

 »	\$56,718,000	
 »	\$321,906,000	

Click to see how
\$4.7 Billion
will help

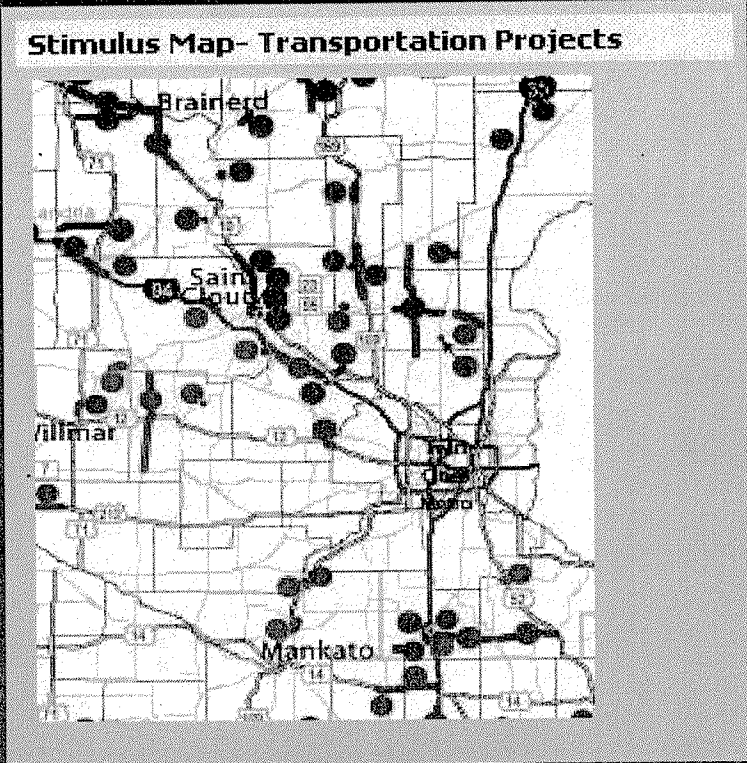
Minnesotans 

 »	\$4,721,733,000
---	-----------------




Some Improvements

- Added maps of where the transportation projects are located (But not other funding categories)



If re-scored...

**** Still 15 out of a 100 ****



Recommendations

The state's ARRA website should include information about:

1. The amount of money distributed to each county in the state and break it down by funding category.
2. Show the amount of money each county received compared to the unemployment data in that county.
3. Map all the projects that receive funding.
4. List all the contractors receiving money, include the amount received, and the contract or RFP text.



Recommendations

5. Show the projected or actual jobs data for each individual project that is funded including wage data.
6. Show the data on duration of project and portion completed so far.
7. List all project data clearly on state ARRA website.
8. Update project data every month to show progress.
9. Conduct annual audits to fact-check.




Totals displayed by category (CA)

California Economic Recovery Portal - Investments - Education - May/16/10 Firefox

http://www.recovery.ca.gov/MIM/InvestmentCategory/Education/education.shtml

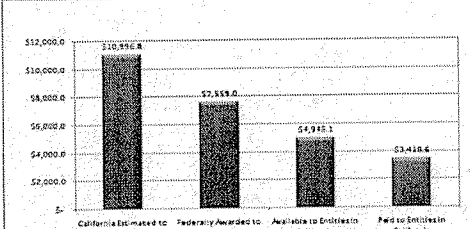
CA DOT

California Education Stimulus Map



Click this map, where to see more details

Allocation of Education Funds



Category	Amount
California Estimated to Receive	110,956.8
Federally Awarded to Entities in California	72,519.0
Available to Entities in California	54,922.1
Paid to Entities in California	23,418.4

Latest News

- Schools Receive First Allocation Of \$7.86 Billion In Fiscal Stabilization Funds
05/06/2009
- Gov. Schwarzenegger Announces Education Recovery Act Dollars Available to California Schools
04/18/2009
- California is the First State in Nation to Receive Education Recovery Act Dollars
04/17/2009
- Governor's Action Makes California Among First in the Nation to Tap Into Recovery Education Funds
04/09/2009
- Governor Pushes For Expedited Release of \$1.2 Billion in Recovery Act Education Funds
04/08/2009
- U.S. Treasury Releases Guidance on Recovery Act-Created Build America Bonds and School Bonds
04/03/2009
- The U.S. Department of Education Today Announced Guidelines For \$44 Billion in Recovery Act Funds For Education Reform and Teacher Jobs
04/01/2009

MOPE
(Read previous updates)

Related Documents

- SPSP Initial Application - 4/8/2009



Allocations Compared to Need (WA)

Washington State Department of Transportation

Home | Employment | Road To 183 | Contact WSDOT | WSDOT Home

Traffic & Roads | Projects | Business | Environment | Maps & Data

Search **Washington Jobs Now Project Map** text size: T T T

More Information

- American Recovery and Reinvestment Act
- Project List
- Comments or questions?
- Project Map

WASHINGTON JOBS NOW
American Recovery and Reinvestment Act

RECOVERY.98%

Counties Most Impacted by Recession

To meet the criteria of "most impacted" by the recession, a county must rank in the top quarter of counties in the state for increase in net unemployment and decrease in net retail sales.

Both Cowlitz and Clark met the federal definition of "economically distressed" and were also among the counties most impacted by recession.

Analysis represents change from 12/07 - 12/08

Base Layer

- Google Streets
- Virtual Earth Roads

Overlays

- Counties Economically Distressed
- Counties Most Impacted by Recession
- Projects
- Advertised for Bids
- Contract Awarded / Under Construction
- Operationally Complete

Map data ©2009 Tele Atlas

Projects | Advertised for Bids | Contract Awarded / Under Construction | Operationally Complete

Last revised on August 20, 2009.

Traffic & Roads | Search | Contact WSDOT | WSDOT Business | Privacy Policy

Copyright WSDOT © 2009



Easy to Understand Format (CA)

Microsoft Excel - CA - MW 1505 July 2009 State [Read Only]

This collection of information is voluntary and will be used to determine eligibility of project for possible Federal funding. Public reporting burden is estimated to average 1 hour per response, including the time for reviewing instructions, searching existing data, note that an agency may not conduct or sponsor, and a person is not required to respond to, a collection of information unless it displays a currently valid OMB control number. The OMB control number for this collection is 2125-0623 with an expiration date of 09-30-2011. Send comments on this burden estimate or any aspect of this collection of information, including suggestions for reducing this burden to: Information Collection Clearance Officer, Federal Highway Administration, 1200 New Jersey Ave SE, Washington, DC 20590.

MONTHLY RECIPIENT PROJECT STATUS REPORT AMERICAN RECOVERY AND REINVESTMENT ACT

10. R.A. Funds (\$)	PROJECT DATA		12. DBE Goal (Percent)	13. DBE Commitment (Percent)	14. DBE Actual Payments (\$)							
	11. Total Funds (\$)	Contract Amount										
2. Report Month (m/yyyy)	3. State Project Number or Identification Number	4. Contract Number	5. Contracting Agency	6. Federal-aid Project Number	7. Advertisement Date (m/yyyy)	8. Award Date (m/yyyy)	9. Notice to Proceed Date (m/yyyy)	10. R.A. Funds (\$)	11. Total Funds (\$)	12. DBE Goal (Percent)	13. DBE Commitment (Percent)	14. DBE Actual Payments (\$)
07/2009	010000045	010000045	State	0206000	04/06/2009	05/18/2009	06/22/2009	132,0294	132,0294	5.00%	0.00%	0.0
07/2009	02000004	02000004	State	0000000	04/07/2009	05/05/2009	06/22/2009	31,20000	31,20000	4.00%	4.20%	0.0
07/2009	03000004	03000004	State	0130010	04/07/2009	06/09/2009	07/16/2009	143,15000	143,15000	4.00%	2.40%	0.0
07/2009	04000004	04000004	State	0305224	04/02/2009	06/08/2009	06/16/2009	17,20000	17,20000	8.00%	0.20%	0.0
07/2009	05000004	05000004	State	0302330	04/02/2009	06/01/2009	06/11/2009	184,35000	184,35000	5.00%	8.50%	0.0
07/2009	06000004	06000004	State	0304005	04/02/2009	06/20/2009	07/09/2009	297,23100	429,22500	4.00%	4.10%	0.0
07/2009	07000004	07000004	State	0000000	04/03/2009	06/17/2009	06/17/2009	778,7430	778,7430	5.00%	5.33%	0.0
07/2009	08000004	08000004	State	0080004	04/13/2009	05/20/2009	06/22/2009	27345480	27301390	5.00%	5.00%	0.0
07/2009	09000004	09000004	State	0090010	04/06/2009	07/01/2009	07/16/2009	8207000	8207000	5.00%	0.20%	0.0
07/2009	10000004	10000004	State	0090009	04/06/2009	06/25/2009	07/16/2009	16310033	16346006	5.00%	0.42%	0.0
07/2009	11000004	11000004	State	0090010	04/06/2009	06/25/2009	07/16/2009	18364350	18364350	4.00%	4.51%	0.0
07/2009	12000004	12000004	State	0090010	04/06/2009	06/25/2009	07/16/2009	8016000	8016000	5.00%	1.00%	0.0
07/2009	13000004	13000004	State	0090010	04/06/2009	06/25/2009	07/16/2009	1427150	1427150	4.00%	2.74%	0.0
07/2009	14000004	14000004	State	0090010	04/06/2009	06/25/2009	07/16/2009	2138800	2138800	4.00%	14.11%	0.0
07/2009	15000004	15000004	State	0090010	04/06/2009	06/25/2009	07/16/2009	8344430	8344430	5.00%	1.50%	0.0
07/2009	16000004	16000004	State	0090010	07/07/2009	07/07/2009	07/07/2009	2495000	2495000	4.00%	0.00%	0.0
07/2009	17000004	17000004	State	0090010	04/07/2009	06/15/2009	06/15/2009	8400404	8400404	4.00%	0.30%	0.0
07/2009	18000004	18000004	State	0090010	04/07/2009	07/02/2009	07/02/2009	575000	575000	4.00%	4.10%	0.0
07/2009	19000004	19000004	State	0090010	05/06/2009	07/02/2009	07/02/2009	7716300	7716300	4.00%	4.30%	0.0
07/2009	20000004	20000004	State	0090010	05/12/2009	06/29/2009	06/29/2009	600000	600000	5.00%	10.10%	0.0
07/2009	21000004	21000004	State	0090010	06/08/2009	07/16/2009	07/16/2009	1810000	1810000	4.00%	7.80%	0.0
07/2009	22000004	22000004	State	0090010	06/11/2009	06/11/2009	06/11/2009	2100000	2100000	0.00%	0.00%	0.0
07/2009	23000004	23000004	State	0090010	06/11/2009	06/11/2009	06/11/2009	1500000	1500000	7.00%	0.00%	0.0
07/2009	24000004	24000004	State	0090010	06/11/2009	06/11/2009	06/11/2009	102367000	337037500	3.00%	0.00%	0.0
07/2009	25000004	25000004	State	0090010	06/11/2009	06/11/2009	06/11/2009	19970134	19970134	4.00%	1.22%	0.0
07/2009	26000004	26000004	State	0090010	06/11/2009	06/11/2009	06/11/2009	5604010	5604010	4.00%	4.10%	0.0
07/2009	27000004	27000004	State	0090010	06/11/2009	06/11/2009	06/11/2009	7480750	7480750	6.00%	0.50%	0.0
07/2009	28000004	28000004	State	0090010	06/11/2009	06/11/2009	06/11/2009	1072022	1072022	3.00%	1.90%	0.0
07/2009	29000004	29000004	State	0090010	06/11/2009	06/11/2009	06/11/2009	1931990	1931990	4.00%	4.04%	0.0
07/2009	30000004	30000004	State	0090010	06/11/2009	06/11/2009	06/11/2009	5129527	5129527	4.00%	6.20%	0.0
07/2009	31000004	31000004	State	0090010	06/11/2009	06/11/2009	06/11/2009	3991487	3991487	4.00%	9.20%	0.0
07/2009	32000004	32000004	State	0090010	06/11/2009	06/11/2009	06/11/2009	1910810	1910810	4.00%	18.07%	0.0
07/2009	33000004	33000004	State	0090010	06/11/2009	06/11/2009	06/11/2009	10365261	42620261	7.00%	0.00%	0.0
07/2009	34000004	34000004	State	0090010	06/11/2009	06/11/2009	06/11/2009	10874715	10874715	4.00%	7.38%	0.0
07/2009	35000004	35000004	State	0090010	06/11/2009	06/11/2009	06/11/2009	19201776	19201776	4.00%	0.17%	0.0
07/2009	36000004	36000004	State	0090010	06/11/2009	06/11/2009	06/11/2009	4454530	4454530	4.00%	4.80%	0.0
07/2009	37000004	37000004	State	0090010	06/11/2009	06/11/2009	06/11/2009	1460750	1460750	12.00%	0.00%	0.0
07/2009	38000004	38000004	State	0090010	06/11/2009	06/11/2009	06/11/2009	2001450	2001450	13.00%	0.00%	0.0



Downloadable Data (CA)

The screenshot shows a web browser window displaying the Caltrans Economic Recovery and Reinvestment Site. The page title is "ARRA 1585 Reports - July 2009". Under the heading "MONTHLY RECOVERY ACT REPORTING", there is a list of reports for July 2009: Statewide, Local Dist 1, Local Dist 7, and Local Dist 12. A download dialog box is open, showing the file "CA_HWA-1585_July_2009_State.xls" and asking the user to choose an application to open it with. The "Open with" option is set to "Microsoft Excel 2007".



Map All Projects (CA & MD)

Search

Select County

Select City

Select Zip Code

Select Assembly District

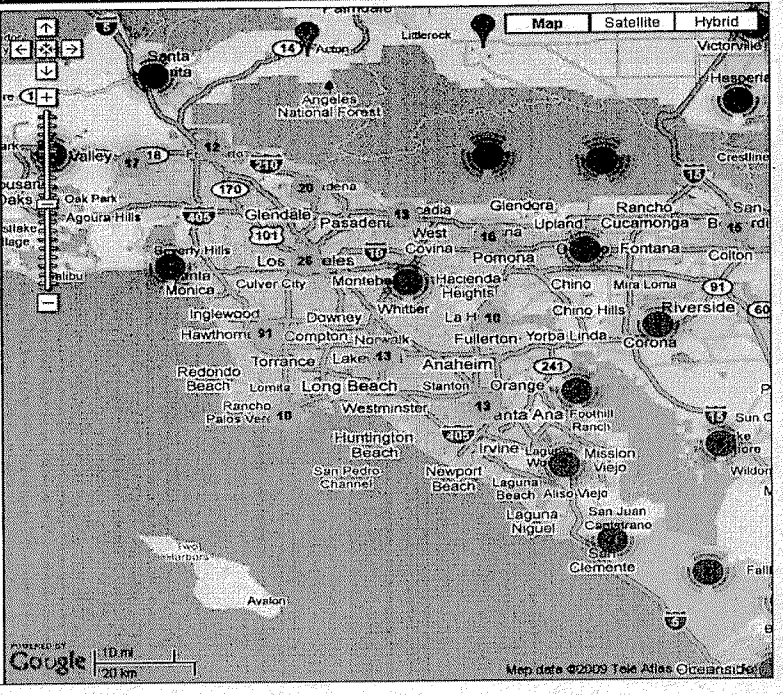
Select Senate District

Select Congressional District

Project Types

- Education
- Energy
- Health and Human Services
- Housing
- Labor
- Other
- Public Safety
- Science and Technology
- Transportation
- Water and Environment

[Export Data to .csv File](#)



Map | Satellite | Hybrid

Map date ©2009 Tele Atlas Geographics



Contractor Information (MA & ME)

CONTRACT AGREEMENT, OFFER & AWARD

AGREEMENT made on the date last signed below, by and between the State of Maine, acting through and by the Department of Transportation (Department), an agency of state government with its principal place of business at the State Office Building, 100 State Street, Augusta, Maine 04402, and **Pike Industries, Inc.**, a corporation or other entity with its principal place of business at its principal place of business.

The Department and the Contractor agree to the terms and conditions of the Contract Agreement (the "Contract").

A. The Work.

The Contractor shall provide all labor, materials, equipment, and services necessary to complete the work under the Contract, including Extra Concrete Rubbl and Safety Im Bowdoinham, S of Kennebec, S Highway Light Work includes e the Contract, and

Comm-PASS

[Login](#) [Help](#)

QUICK QUOTES
SOLICITATIONS
CONTRACTS
FORUMS
BUSINESS DIRECTORY
JOIN
FED STIMULUS
RESOURCE CENTER

Home > Browse Contracts > Contract Search > Search Result >

Summary

Document Number: 604521R Issued By: Massachusetts Highway Department / Massachusetts Highway Department

Document Title: BARNSTABLE - IAP# ERP-0010(022)K Resurfacing and Related Work on a Section of Route 6A
Version: 06000

Document Status: ACTIVE

Estimated Value (US\$): 2,584,082.75
Estimated Units: Not Available

Start Date: 07/02/2009 12:00AM
Last Changed Date: 07/21/2009 12:25PM

End Date: 04/23/2011 11:59PM
Award Date: 07/01/2009 11:59PM

Max End Date: 04/23/2011 11:59PM

Comm-PASS Category: Construction-Heavy-Highway (Horizontal) - PROJECTS-HIGHWAY

Procurement Type: Restricted To Use By Issuing Entity Only

Applicable Procurement Law: MGL c. 30, § 39M

Statewide Contract: No
Contains Federal Stimulus: **Yes**
Contains EPP: No

Contains MBE/WBE/DBE/VBE: Yes
Contains Prompt Pay Terms: No
Seek Quotes: No

Search Key Words: ARRA, Federal Stimulus, Transportation

Description: A Contract has been awarded to the low bidder, Lawrence-Lynch Corporation, in the amount of \$2,584,082.75 IAP# ERP-0010(022)K Resurfacing and Related Work on a Section of Route 6A - (ARRA Project)

Related Solicitation Number: 604521R

Quick Tips...

To inquire about a particular Solicitation, Contract, or Bidder Forum, contact the person listed on the trailer tab within the specific record.

Please note that all information and the attachments contained in records of any Comm-PASS record are hereby incorporated by reference into the Solicitation, Bidder Conference Forum, and resulting Contract, if any, of that record.

It is the responsibility of every bidder to check Comm-PASS for both:

- Any addenda or modifications to a Solicitation for which they intend to bid by monitoring the "Last Change" field on the Solicitation summary page to ensure that they have the most recent solicitation file.
- Any Bidder Forum records related to a Solicitation for which they intend to bid by using the search for Bidder Forum function on the Contract Business menu to ensure that they have access to information.



Jobs Data for Individual Projects (WA)

- The objective of ARRA is to address mounting unemployment through job creation and retention.

Multiple Construction Season Projects

Active Project	WSDOT Recovery Act Projects	Total Funding	Estimated Impact: Direct, Indirect, & Induced Jobs
	I-405/NE 195th St to SR 527 - NB Widening	\$50,987,267	345
	I-405/NE 8th St to SR 520 Braided Ramps - Interchange Improvements	\$276,577,524	925
	I-5/Marysville to Stillaguamish River - ITS	\$2,551,021	15
	I-5/North Kelso to Castle Rock Stage 2 - Concrete Pavement Rehab	\$8,270,195	55
	I-5/Port of Tacoma Rd to King Co Line - Add HOV Lanes	\$75,745,304	285
	I-5/SR 16/EB Nalley Valley - Add HOV	\$106,817,168	625
	I-5/SR 501 Ridgefield Interchange - Rebuild Interchange	\$30,000,000	195
X	I-5/SR 532 Vic to Starbird Road Vic - Concrete Rehab	\$9,200,000	45
X	I-82/Valley Mall Blvd Interchange - Rebuild Interchange	\$98,555,063	165
X	I-90/Lake Easton Vic to Big Creek Br Vic EB - Replace/Rehab Concrete	\$23,482,143	120
X	I-90/Lake Easton Vic to Bullfrog Rd I/C Vic WB - Replace Concrete	\$21,622,449	125
X	SR 433/Lewis and Clark Bridge - Superstructure Painting	\$50,000,000	230

These project estimates are based on financial information provided 5/28/09, and reflect refined project estimates. As such, some figures are lower than initial projections.

Estimated Total Jobs Created/Saved by All WSDOT Recovery Act Projects ~3700

Project Active = These projects currently have measured employment data to report as of 6/8/09.
This includes information pertaining to both state employees and information provided by contractors where applicable.

Last revised on July 06, 2009



Centralization of Data (MD)

MARYLAND STATESTAT

Problem Set e Maryland 666 | Global Web | State Agencies | Public Directory

Search

Print | Email | RSS | PDF

HOME REPORTS HISTORY GOVERNOR RECOVERY

Stimulus Statistics

Map Last Updated: 08/21/2009

Find Your Address: GO STATEWIDE Show Individual Projects on Map

Transportation

Transportation

show more and chart (opens for individual projects)

MDCI is chartered to address and to build ARRA and State funds are applied. One such issue is that of providing better choices for the highest movement of people and goods. To further understand this issue and need, please click the below panel. Now to display a map showing the transportation projects within your selected area and hence the need for address is being and meet (need)

Population Without a Vehicle

Baltimore City

- Overall Stimulus \$ 27,121,512
- Transportation \$ 7,776,000
- Transit - Local Transit \$ 0
- Transit - State \$ 0
- Transit - MTA \$ 25,719,200
- Transit - MMTA \$ 0
- Highway - State \$ 0
- Highway - Re-Use/Other \$ 2,000,000

EXPENDITURE FACTS BY NEED GOVERNANCE

Submit Feedback | Contact for Office | Accessibility | Privacy Policy | Terms of Use
Jeffrey Building, 4th Floor, 16 Francis St. Annapolis, MD 21401 • (410) 974-3601



Duration of Contract (New York City)

NYC Stat Stimulus Tracker
Mayor's Office of Operations

Search | Email Updates | Contact Us
Residents | Business | Visitors | Government | Office of the Mayor

TRANSLATE THIS PAGE | PRINT/FRIENDLY FORMAT | GET TEXT (12P) | A A A

Search
[Search Box]

Home
About
Funding Summary
Funding Details
- Infrastructure
- Energy Efficiency
- **Economic & Workforce Development**
- Health & Social Support
- Education
- Public Safety
- Neighborhood Stabilization
- Medicaid Relief
Additional Reports
Map
Resources
News and Information
Help
Contact NYCStat
NYCStat Home

Description:
Partnership with CUNY to provide training in key growth industries, including healthcare. Click [here](#) for a more detailed description of this project.

Stimulus Tracker ID: 301006

Funding Category: Economic and Workforce Development

Funding Source: Workforce Investment Act - Training and Employment Services

Stimulus Funding: \$4.33M

All Other Funding: \$0.45M

Primary City Agency: SBS

Estimated Jobs to be Created / Retained through Stimulus Funding (As of August 21, 2009):
N/A

Program Calendar

Date Funds Awarded by Fed/State	04/14/2009
Date Funds Announced by NYC	03/25/2009
Estimated Start Date	07/01/2009
Actual Start Date	07/01/2009
Interim Spending Deadline*	06/30/2010
Final Spending Deadline	09/30/2010

* 85% of funds must be spent by interim spending deadline
 > 1 day after estimated start date or deadline
 > 90 days after estimated start date or deadline

Contract Tracker
Track the progress of the City's contracting services here.


Payment Tracker
Track the progress of the City's payment of funds here.

Outcome / Report Tracker
Track outcomes in Quarterly Reports at [FederalReporting.gov](#).



Update & Correct Data

- Taxpayers have a right to up-to-date information on Recovery Act spending.
- Government has an obligation to check the data for inaccuracies by auditing it.



User-friendly (MD)

MARYLAND STATESTAT

HOME REPORTS HISTORY GOVERNOR RECOVERY

Stimulus Statistics

Map Last Updated: 08/21/2009

Find Your Address: [input] STATEWIDE Show Individual Projects on Map

Allocated	\$5,000,000
Unallocated	\$3,000,000

Drinking Water	\$1,000,000
Drinking Water	\$1,000,000
Drinking Water	\$1,000,000
Drinking Water	\$1,000,000
Drinking Water	\$1,000,000

Environment

Environment

Drinking Water

EXPENDITURE

FACTS

DETAILS

© 2009 Minnesota Common Cause

Jeffrey Building, 4th Floor, 16 Franklin St. Annapolis, MD 21401 • (410) 874-3901




Why Transparency?

- States already have technical capacity; a GIS company distributed free templates to all levels of government which many states followed
- More eyes watching helps spot errors faster
- Levels playing field for companies
- Helps companies bid projects faster and know their market better
- Informs public and puts to rest public skepticism



Any Questions?



Additional Information: Go to www.accountablerecovery.org

STAR COALITION States for a Transparent and Accountable Recovery

SEARCH

Home About Blog Coalition Resources Contact

RECOVERY ACT INFO CENTER

- State Overviews
- Accountability
- Transportation
- Energy & Environment
- Safety Net & Job Training
- Education & Fiscal Relief

See what's happening in your state on Recovery Act accountability

Who We Are

STAR Coalition is a network of groups working at the state and local levels to ensure that the implementation of the American Recovery and Reinvestment Act of 2009 is transparent, accountable, fair and effective.

[Find Out More](#)

Coalition for an Accountable Recovery



Contact

Greg LeRoy

Executive Director

Good Jobs First

goodjobs@goodjobsfirst.org

www.goodjobsfirst.org

202-232-1616 x 211

Mike Dean

Common Cause MN

mdean@commoncause.org

612-605-7978

