

American Recovery & Reinvestment Act

LCPFP Briefing
8/26/2009



Key Points

- Initial recovery dollars have helped the state's budget and economy
- Expectations of states have been slow to develop and are different than initially reported
- States will be held responsible for many different activities – delivering funds quickly and appropriately, generating new reporting, adding to transparency efforts, complying with auditing requirements



Key Points

- All of Minnesota's federal funds are reviewed and approved for use by the legislature
- States only get recovery money after it's been spent – most funds will be spent over two years
- To date, Minnesota has received nearly \$800 M in ARRA funding

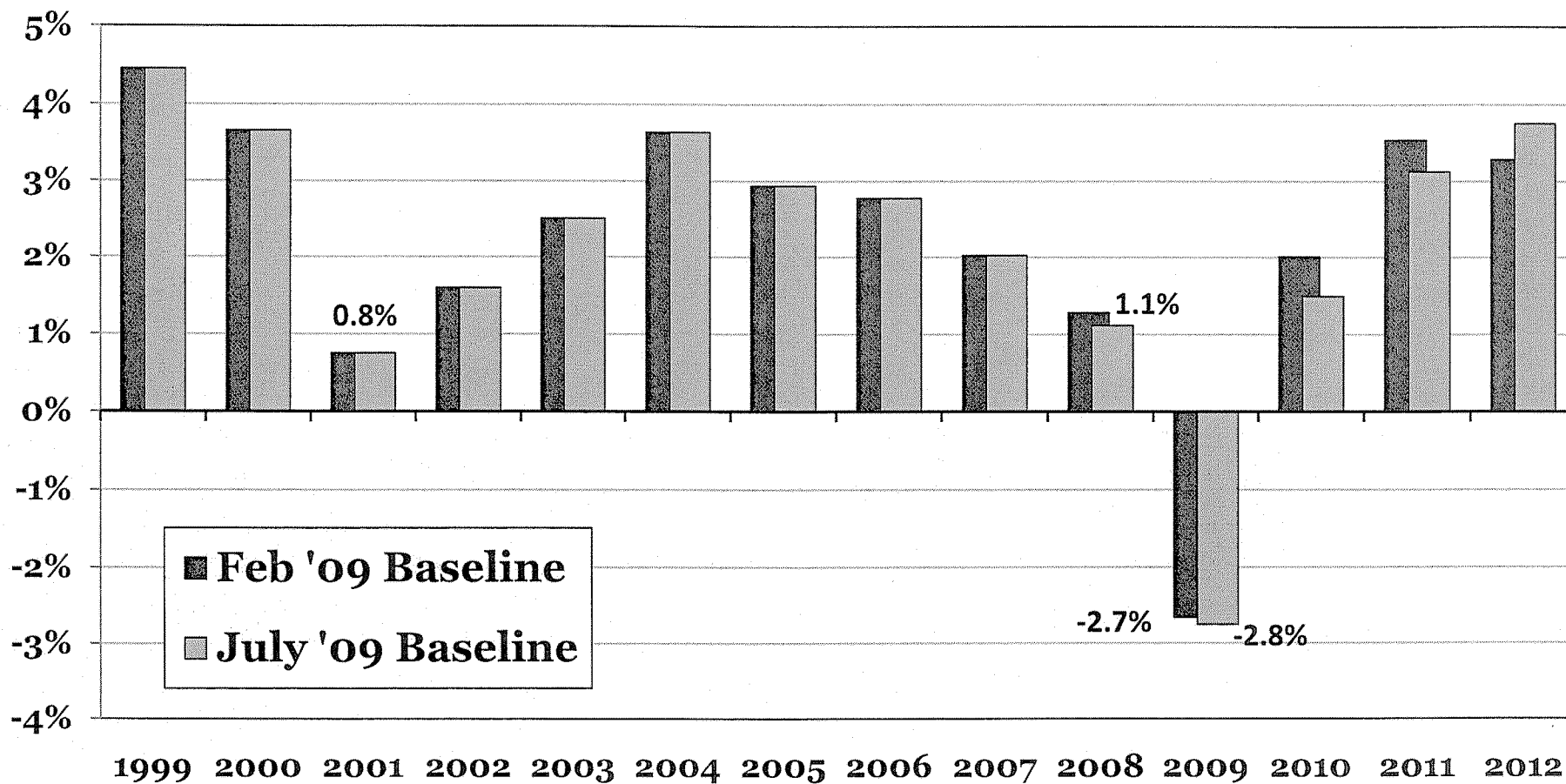


American Recovery and Reinvestment Act --- ARRA

- **Background**
- State Activities
- Coming developments

GII's July Baseline Shows a Deeper Recession and Slower Recovery than in February

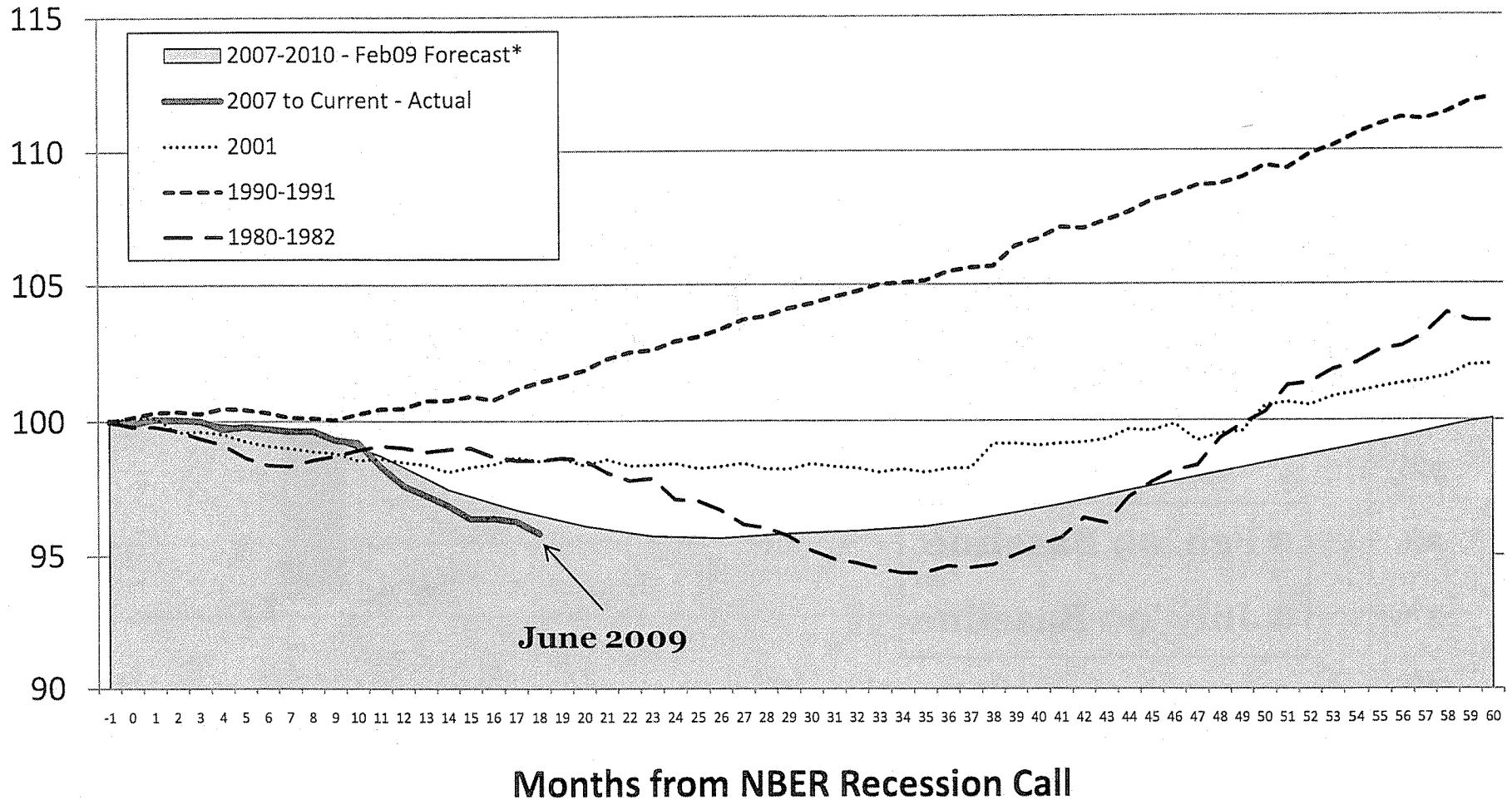
Annual Percent Change



Minnesota Job Losses Continue to be Severe Relative to Past Recessions

*February '09 MMB Economic Forecast of Total MN Non-Farm Employment

MN Employment
 Month Preceding NBER
 Recession Call = 100





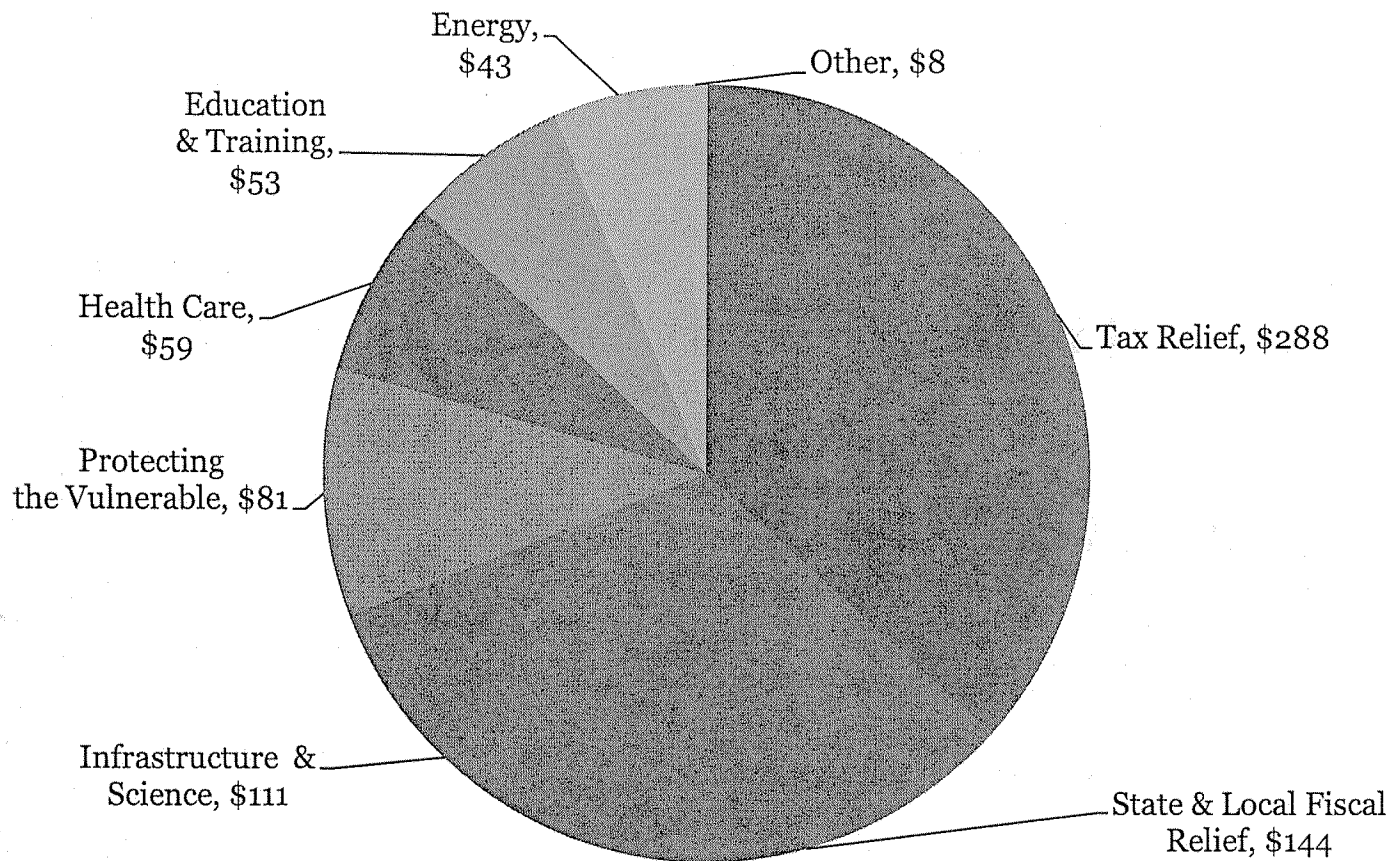
Purposes of the Recovery Act

- To preserve and create jobs and promote economic recovery.
- To assist those most impacted by the recession.
- To provide investments needed to increase economic efficiency by spurring technological advances in science and health.
- To invest in transportation, environmental protection, and other infrastructure that will provide long-term economic benefits.
- To stabilize state and local government budgets, in order to minimize and avoid reductions in essential services.

Stimulus Funding

- **Countercyclical Funds** – general purpose to minimize damage to the economy created when states balance budgets (\$2.6 billion)
 - Enhanced Medicaid Match – up to \$1.8 billion
 - State Stabilization - \$816 million
- **Existing Federal Programs** – specific purpose funds for quick use using pre-defined guidelines (approximately \$2 billion)
 - Highways & Bridges - \$502 million
 - Weatherization - \$132 million
 - Clean Water/Drinking Water - \$107 million
 - Education - Title I/IDEA - \$300 million
 - Employment/Training- \$73 million
- **Competitive Grants** – new funding for new activities that will spur future growth (\$ tbd)

Total Federal ARRA Funding





American Recovery and Reinvestment Act --- ARRA

- Background
- **State Activities**
- Coming developments



Minnesota's Funding Secure

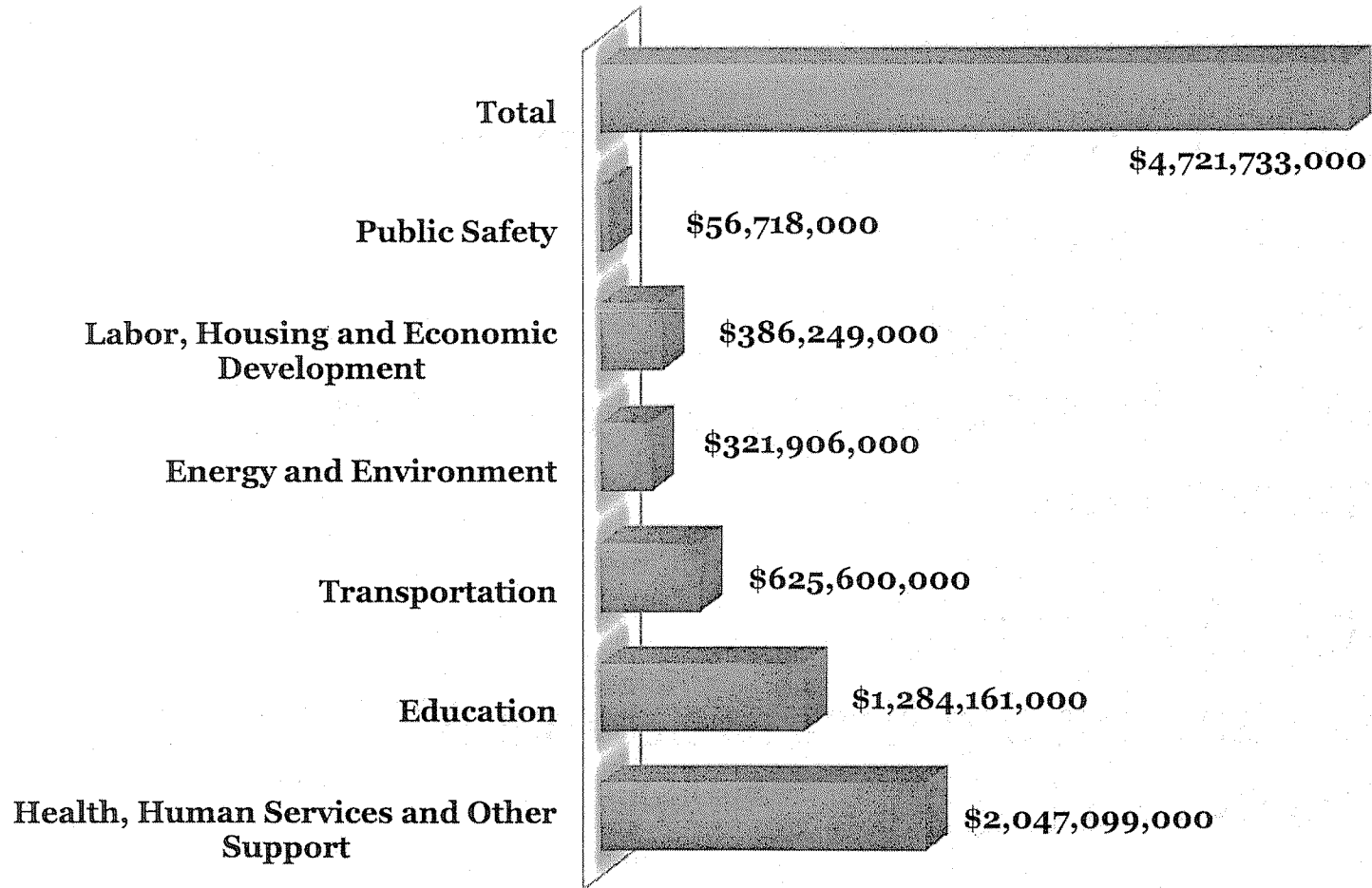
Countercyclical Funds

- Applications completed/minimal surprises
 - State stabilization funds
 - Medicaid match
- Budgeted levels satisfy maintenance of effort requirements

Existing Programs

- State among the first to secure ARRA funds
 - Roads and highways
 - Unemployment Insurance

Expected Minnesota ARRA Spending By Major Area



Current Events

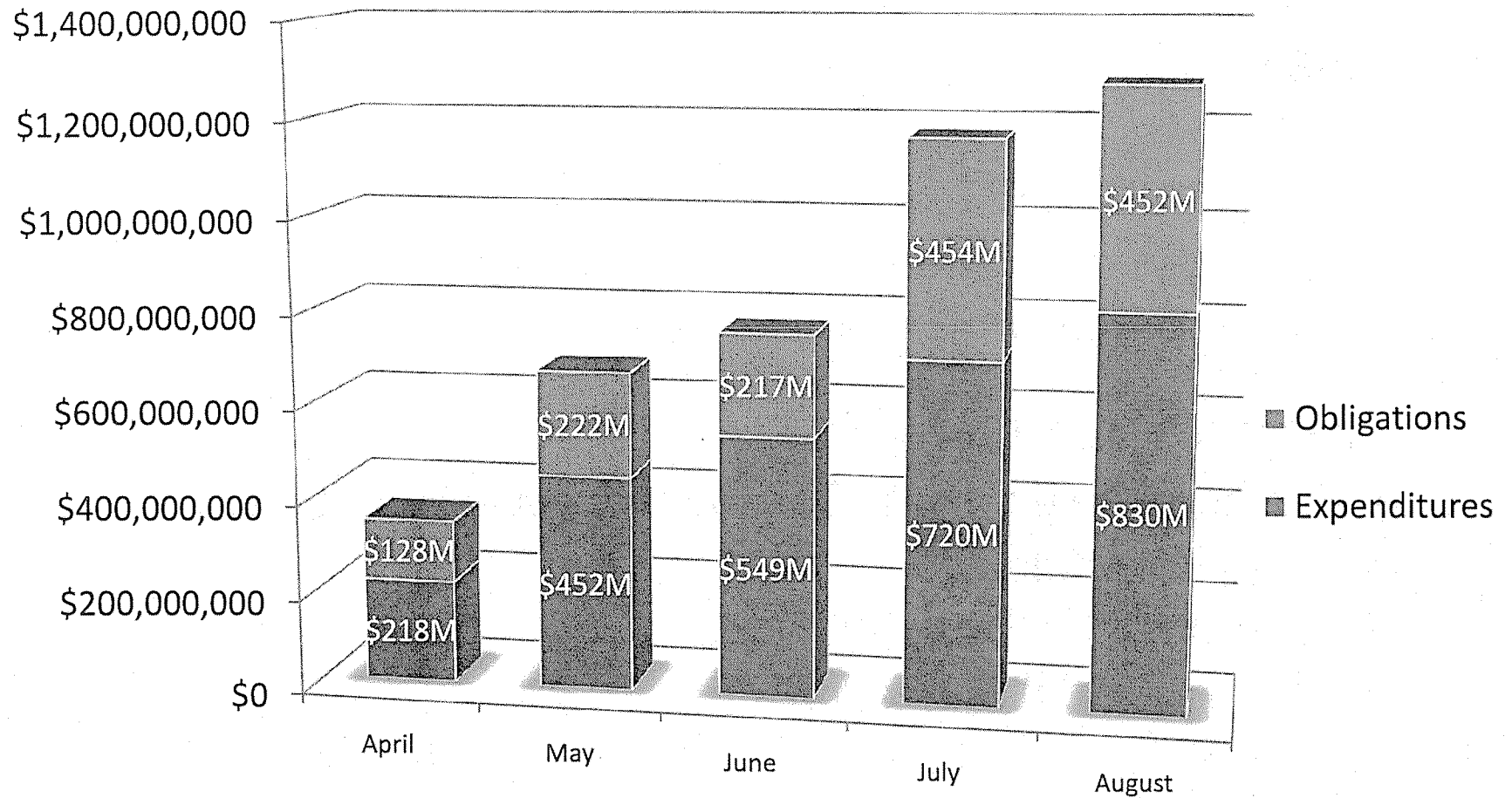
Money Already Flowing to MN

- \$830 million has been spent
 - Increased Medicaid Match - \$677 M spent
 - MN DOT Contracts - \$72 M spent
- An additional \$452 million has been obligated
- Tax savings in paychecks as of April 1

Processes In Motion

- Funding is beginning to flow for many programs including:
 - Weatherization
 - Clean Water/Drinking Water
 - State Fiscal Stabilization
 - Work Force Investment
- State agencies are continuing to receive guidance from the federal government and are applying for grants as they are available

Total Minnesota ARRA Funds Obligated and Spent





American Recovery and Reinvestment Act --- ARRA

- Background
- State Activities
- **Coming developments**



Competitive Grants

- Least defined programs
- Major areas of opportunity
 - Broadband
 - Green Jobs
 - Health Information Technology
 - Race to the Top – Education
 - Passenger Rail
- Competitive grants organized by state agencies but they won't often be the funding applicant

State Transparency

- ARRA information currently available at www.nmb.state.mn.us
 - Summary information
 - Program descriptions
- Project specifics at agencies' own sites
 - MN DOT- transportation projects
 - PFA - water infrastructure
- Additional spending information to be posted on regular basis
 - Focus on spending data not available on federal sites



State Transparency

- Web site will grow with better information and usability
 - Capturing quarterly reports data
 - Up to date spending data
- ARRA is setting permanent expectations for federal-state programs



Federal Reporting Issues

- Initial reporting delayed from July to October
 - Data format finalized in early August
 - Estimating jobs one of most uncertain elements
 - Web site deployment
- High reporting standards expected
 - Central reviews becoming standard
 - Best practices yet to be determined



Upcoming Activities

September

- Assess state readiness
- All pre-registrations completed
- Roll-out data collection/validation

October

- Initial data sent to feds Oct. 1-10
- Additional data reviews by agencies and feds Oct. 11-30
- Partial reporting of state data on federal and state web sites

November

- Assess changes in state practices
- Additional mapping for MN spending



Recovery Act - Many Partnerships

- Legislative federal funds review
- LCPFP and informal discussions on reporting and transparency
- Biweekly meetings with agency coordinators
- State associations – outreach and state comparisons
- Public presentations
- Agency led task forces and programs