

Status Report

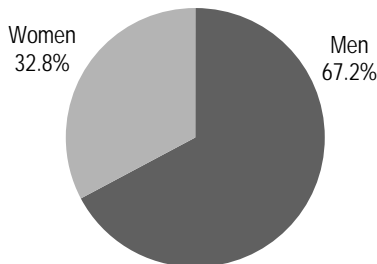
WOMEN IN MINNESOTA LEGISLATURE, 2011

This report reflects certified election results from the general election held November 2, 2010 and results of the special elections held on February 15 and April 12, 2011.

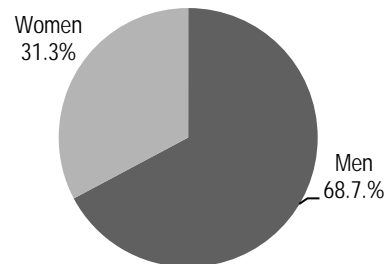
Women in the Minnesota Legislature: 2011

As a result of the special elections held in February and April of 2011, the number of women elected to serve in the legislature rose to 65 (32.3%) of the 201 seats in the Minnesota Legislature in 2011. This is a decrease of women who served in the 2009-10 biennium, down from 70 (34.8%) seats of the legislature. The number of elected DFL women has decreased by 15 seats from 2009. The number of elected Republican women has increased by 10 seats from 2009.

Minnesota House, 2011



Minnesota Senate, 2011



Senate

As a result of the special election held April 12, 2011, women the number of seats held by women is 21, (31.3%) of the 67 seats in the Minnesota Senate. This is a drop from the highest number of women elected to the Senate, 27 (40.3%) in 2006.

Women in the Minnesota Legislature, 2011				
	DFL	Republican	Independence	Total
House	26	18	0	44
Senate	11	10	0	21
Legislature	38	28	0	65

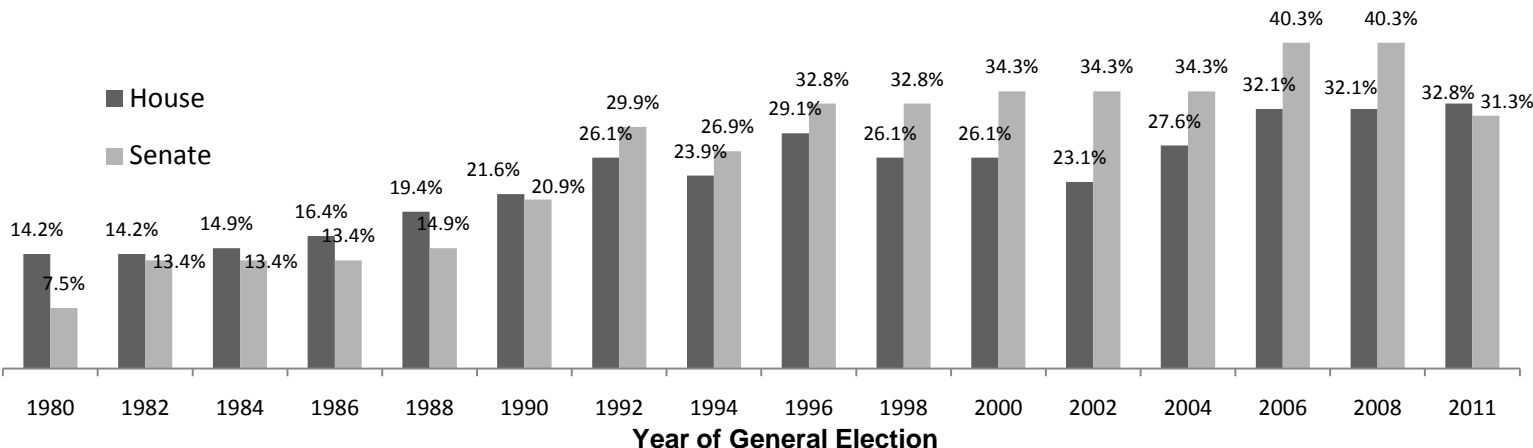
House

Women were elected to hold 44 (32.8%) of the 134 seats in the Minnesota House of Representatives as a result of the 2011 special election on February 15, 2011. This percentage is an historic high for the House.

Newly Elected

Ten women will serve their first term in the House of Representatives starting in 2011: Rep. Debra Kiel, Rep. Carolyn McElfatrick, Rep. Mary Franson, Rep. Diane Anderson, Rep. Pam Myhra, Rep. Kathy Lohmer, Rep. Andrea Kieffer, Rep. Marion Greene, Rep. Rena Moran and Rep. Carly Melin. Six women will serve their first term in the Senate: Sen. Gretchen Hoffman, Sen. Carla Nelson*, Sen. Michelle Benson, Sen. Pam Wolf, Sen. Barbara Goodwin* and Sen. Mary Jo McGuire.*

Women Elected to the Minnesota Legislature, Senate and House in General & Special Elections, 1980-2011



In 1922, women became eligible to vote and run for election to the Minnesota Legislature. From 1922 to 1970, the percentage of the Legislature comprised by women was very low, ranging from zero to 2.5 percent. By 1980, the legislature was comprised of 14.2% women in the House, and 7.5% in the Senate. The percentage increased steadily to 27.4 percent women overall in 1992. In the 1996 general election, the percentage rose to 30.4% women in the Legislature overall. The numbers of women elected in the 1998, 2000 and 2002 general elections were lower at 57 (28.4%), 58 (28.9%), and 54 (26.9%), respectively. In 2004, representation again increased, rising to 29.9%. In the 2006 and 2008 general elections the number of women serving was an historical high of 70 women (34.8%). In 2010, the number of women overall decreased, however, the number of Republican women elected reached an historic high.

*Senators Barbara Goodwin, Mary Jo McGuire and Carla Nelson formerly served in the Minnesota House.

Updated 04/13/11