

# Status Report

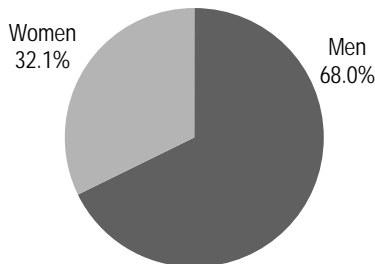
## WOMEN IN MINNESOTA LEGISLATURE, 2011

*This report reflects certified election results from the general election held November 2, 2010.*

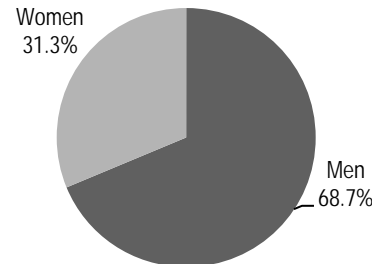
### Women in the Minnesota Legislature: 2011

As a result of the election held November 2, 2010, women were elected to serve in 64 (31.8%) of the 201 seats in the Minnesota Legislature in 2011. This is a decrease of women who served in the 2008 legislative session, down from 70 (34.8%) seats of the legislature won by women in 2009. The number of elected DFL women has decreased by 16 seats from 2009. The number of elected Republican women has increased by 10 seats from 2009.

### Minnesota House, 2011



### Minnesota Senate, 2011



### Senate

As a result of the general election held November 2, 2010, women decreased the number of seats held, maintaining 21 (31.3%) of the 67 seats in the Minnesota Senate. This is a drop from the highest number of women elected to the Senate, 27 (40.3%) in 2006.

|             | DFL | Republican | Independence | Total |
|-------------|-----|------------|--------------|-------|
| House       | 25  | 18         | 0            | 43    |
| Senate      | 11  | 10         | 0            | 21    |
| Legislature | 36  | 28         | 0            | 64    |

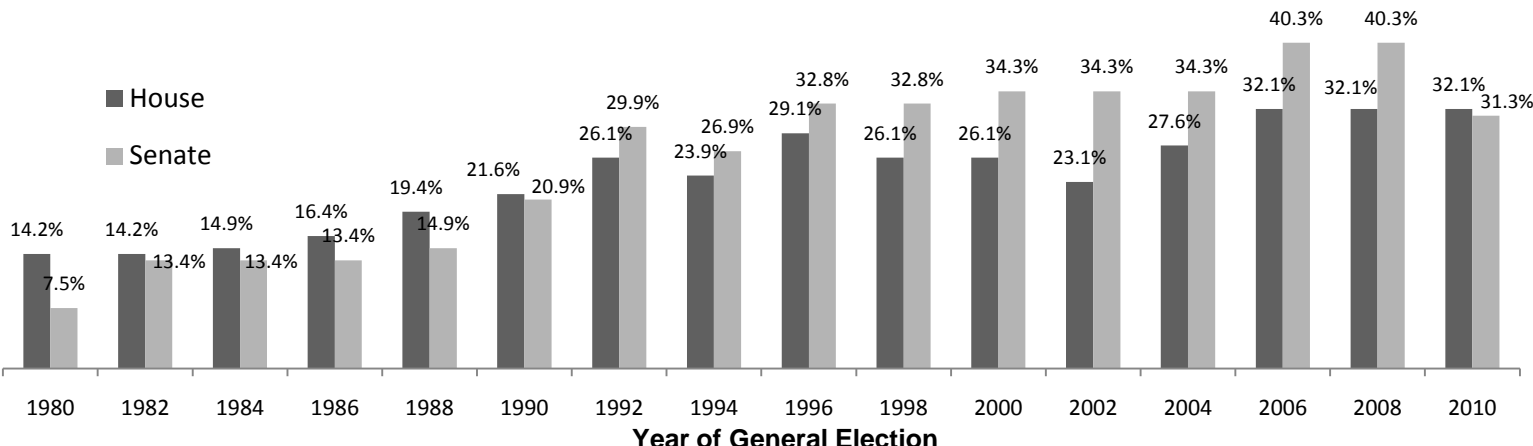
### House

Women were elected to hold 43 (32.1%) of the 134 seats in the Minnesota House of Representatives in the 2010 general election. This percentage has remained the same since 2006.

### Newly Elected

Nine women will serve their first term in the Minnesota House of Representatives starting in 2011: Rep. Debra "Deb" Kiel, Rep. Carolyn McElfatrick, Rep. Mary Franson, Rep. Diane Anderson, Rep. Pam Myhra, Rep. Kathy Lohmer, Rep. Andrea Kieffer, Rep. Marion Greene, and Rep. Rena Moran. Five women will serve their first term in the Minnesota Senate: Sen. Gretchen Hoffman, Sen. Carla Nelson, Sen. Michelle Benson, Sen. Pam Wolf, and Sen. Barbara Goodwin\*.

### Women Elected to the Minnesota Legislature, Senate and House in General Elections, 1980-2010



In 1922, women became eligible to vote and run for election to the Minnesota Legislature. From 1922 to 1970, the percentage of the Legislature comprised by women was very low, ranging from zero to 2.5 percent. By 1980, the legislature was comprised of 14.2% women in the House, and 7.5% in the Senate. The percentage increased steadily to 27.4 percent women overall in 1992. In the 1996 general election, the percentage rose to 30.4% women in the Legislature overall. The numbers of women elected in the 1998, 2000 and 2002 general elections were lower at 57 (28.4%), 58 (28.9%), and 54 (26.9%), respectively. In 2004, representation again increased, rising to 29.9%. In the 2006 and 2008 general elections the number of women serving was an historical high of 70 women (34.8%). In 2010, the number of women overall decreased, however, the number of Republican women elected reached an historic high.

\*\*Sen. Barbara Goodwin formerly served in the Minnesota House.