

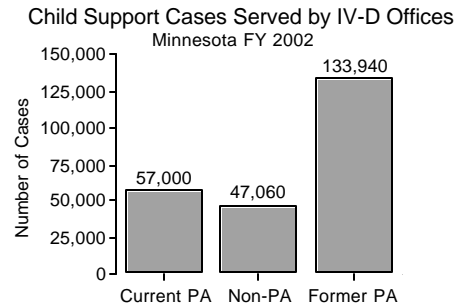
Status Report

CHILD SUPPORT IN MINNESOTA

Child Support Cases Served by Child Support Enforcement Offices*

Custodial and noncustodial parents can receive child support services through their county child support enforcement offices, or IV-D** offices. All families that receive public assistance are required to cooperate with the establishment and enforcement of child support.

- ♦ The child support program served approximately 238,000 cases, including more than 268,000 children in Minnesota in FY 2002. Approximately one of every eight people in Minnesota is served by county and state child support offices.
 - Public assistance cases were nearly one-quarter (23.9%) of cases served by IV-D offices in Minnesota in FY 2002.
 - Non-public assistance cases (cases that have not received public assistance at some time) accounted for one-fifth (19.8%) of cases served in Minnesota in FY 2002.
 - Former public assistance cases (non-public assistance cases which formerly received public assistance) comprised more than one-half (56.3%) of cases served by IV-D offices in Minnesota in FY 2002.
- ♦ As little as \$100 received in child support each month can decrease the percentage of families returning to welfare from 30 to 10 percent.



Note: Public assistance (PA) includes Minnesota Family Investment Program (MFIP), Child Care Assistance Programs, Medical Assistance, MinnesotaCare, and foster care as provided under Title IV-E of the Social Security Act.

* Data are not available for child support cases not receiving services through child support enforcement offices.

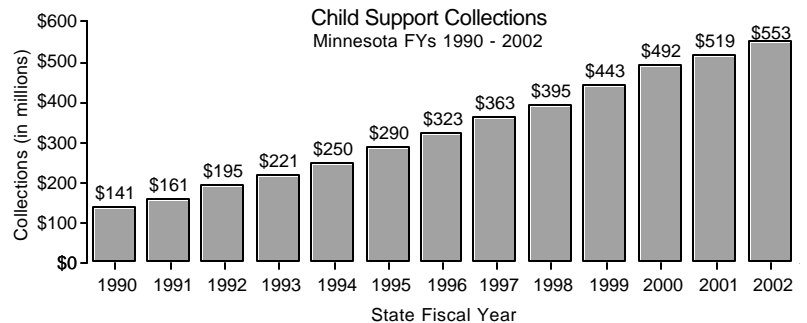
Since 1994, all new and modified child support orders must address income withholding unless waived by the court.

** IV-D refers to Title IV-D of the Social Security Act which required each state to create a child support enforcement program.

Child Support Enforcement Collections, Expenditures and Funding

Minnesota ranked first among states in average child support collections per case in federal fiscal year (FFY) 2001. Minnesota averaged \$2,177 per open case compared to an average of \$1,108 nationally in FFY 2001.

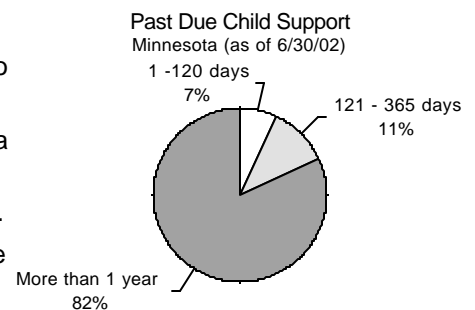
- ♦ Child support collections totaled \$552.7 million in Minnesota in state fiscal year (FY) 2002, a \$34.0 million (6.2%) increase from FY 2001. From 1990 to 2002, Minnesota's child support collections more than tripled.
- ♦ The majority of collections (72%) in FY 2002 came from income withholding, in which employers withhold child support obligations from the paychecks of noncustodial parents.
- ♦ For every \$1.00 spent on Minnesota's child support programs in FY 2002, \$4.06 was collected in support for Minnesota's children.
- ♦ Federal, state and county child support expenditures totaled \$136.1 million in Minnesota in FY 2002. Of net child support expenditures made in Minnesota in FY 2002, federal funding was \$103.4 million (76.0% of total expenditures), state funding was \$16.9 million (12.4% of total expenditures) and county funding was \$15.9 million (11.6% of total expenditures).



Past Due Child Support

As of June 30, 2002, \$1.2 billion in arrears, or past due child support, was owed to cases who sought assistance from child support enforcement services in Minnesota.

- ♦ The average debt owed per case past due in child support was \$7,355 in Minnesota in FY 2002.
- ♦ Approximately \$148 million was paid on child support debt in Minnesota in FY 2002.
- ♦ Approximately 60 percent of cases with past due child support received some arrears payment in Minnesota in FY 2002.



Data compiled from the Minnesota Department of Human Services (Created March 2003)