



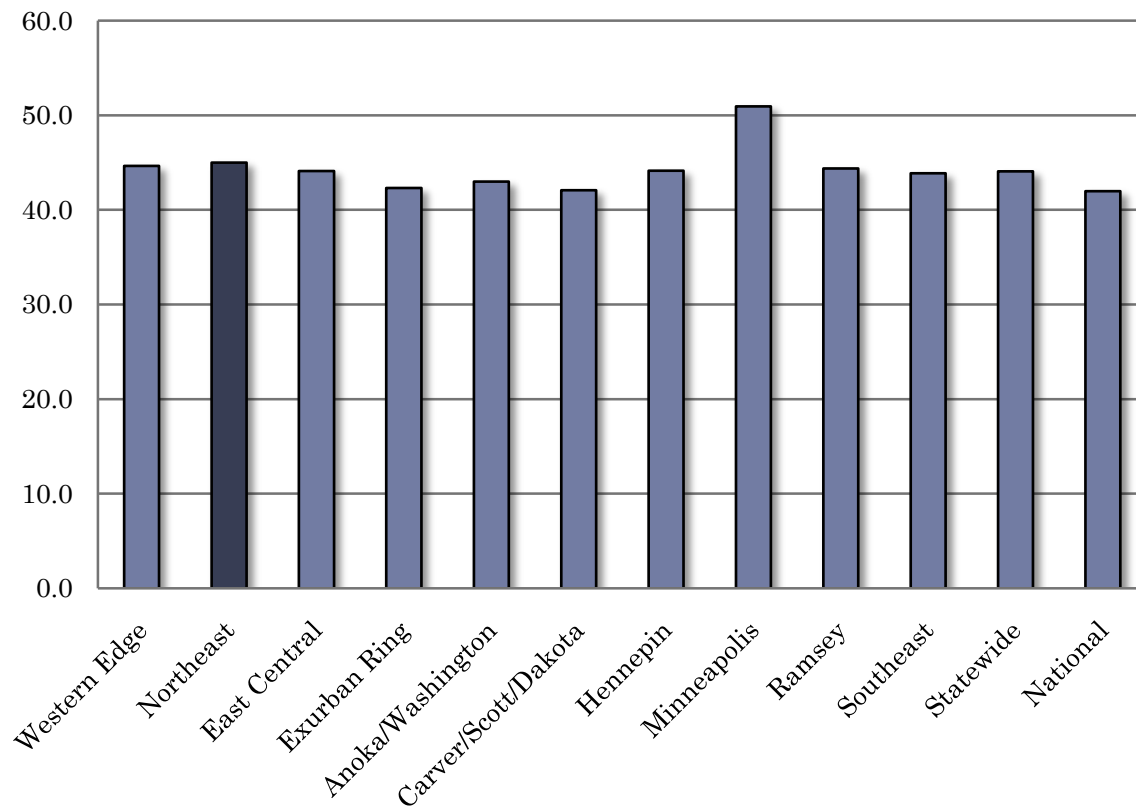
WHAT WE MUST DO: THE ECONOMIC STATUS OF WOMEN IN MINNESOTA

NORTHLAND WOMEN'S POLICY CONFERENCE - NOVEMBER 7, 2009

Amy Brenengen
Office on the Economic Status of Women
Minnesota State Legislature

Debra Fitzpatrick
Center on Women and Public Policy
Humphrey Institute
University of Minnesota

Percentage of married couple family income earned by the woman, 2007

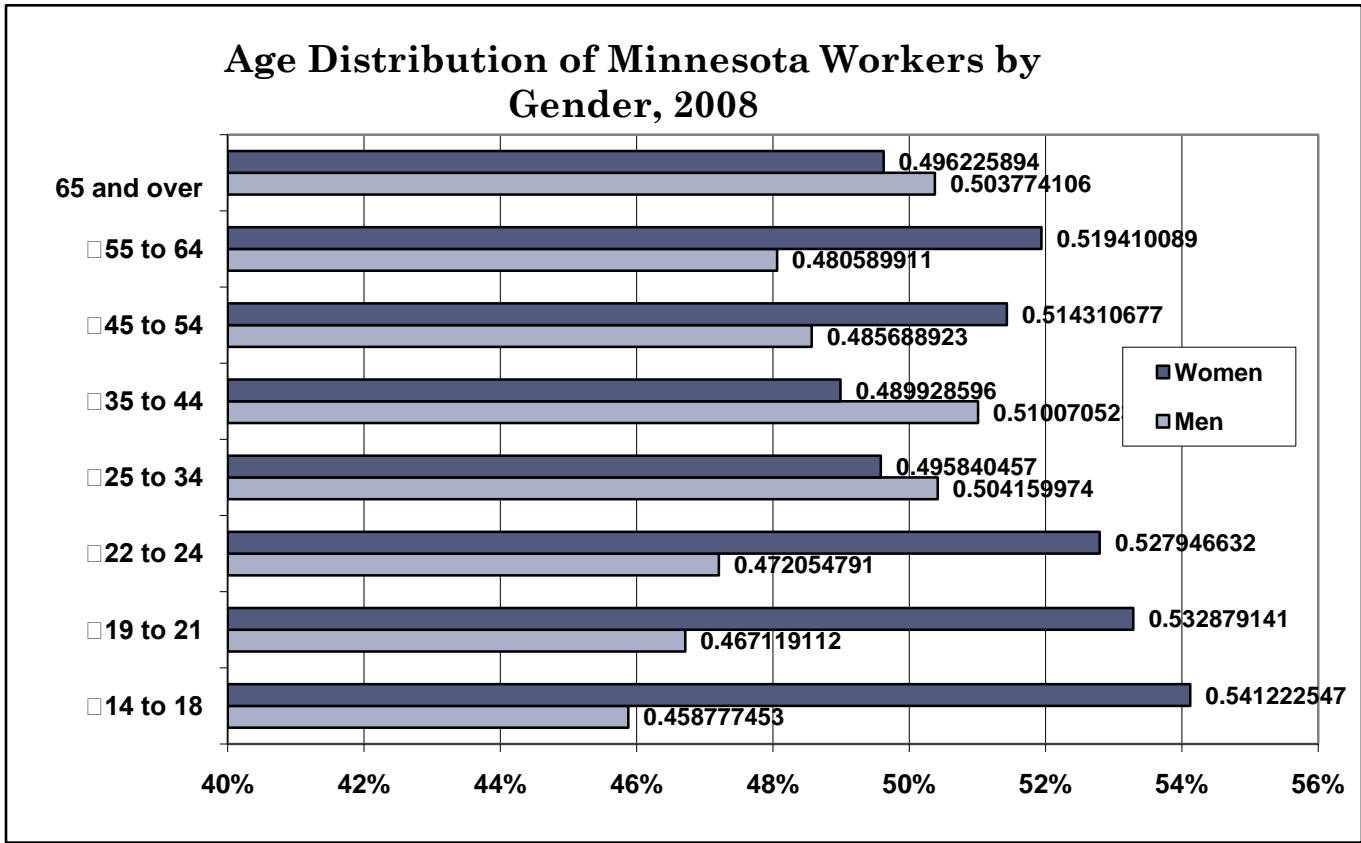


Source: American Community Survey, Steven Ruggles, Matthew Sobek, Trent Alexander, Catherine A. Fitch, Ronald Goeken, Patricia Kelly Hall, Miriam King, and Chad Ronnander. Integrated Public Use Microdata Series: Version 4.0 [Machine-readable database]. Minneapolis, MN: Minnesota Population Center [producer and distributor], 2008.

* "A Women's Nation," <http://awomansnation.com>



Age Distribution of Minnesota Workers by Gender, 2008

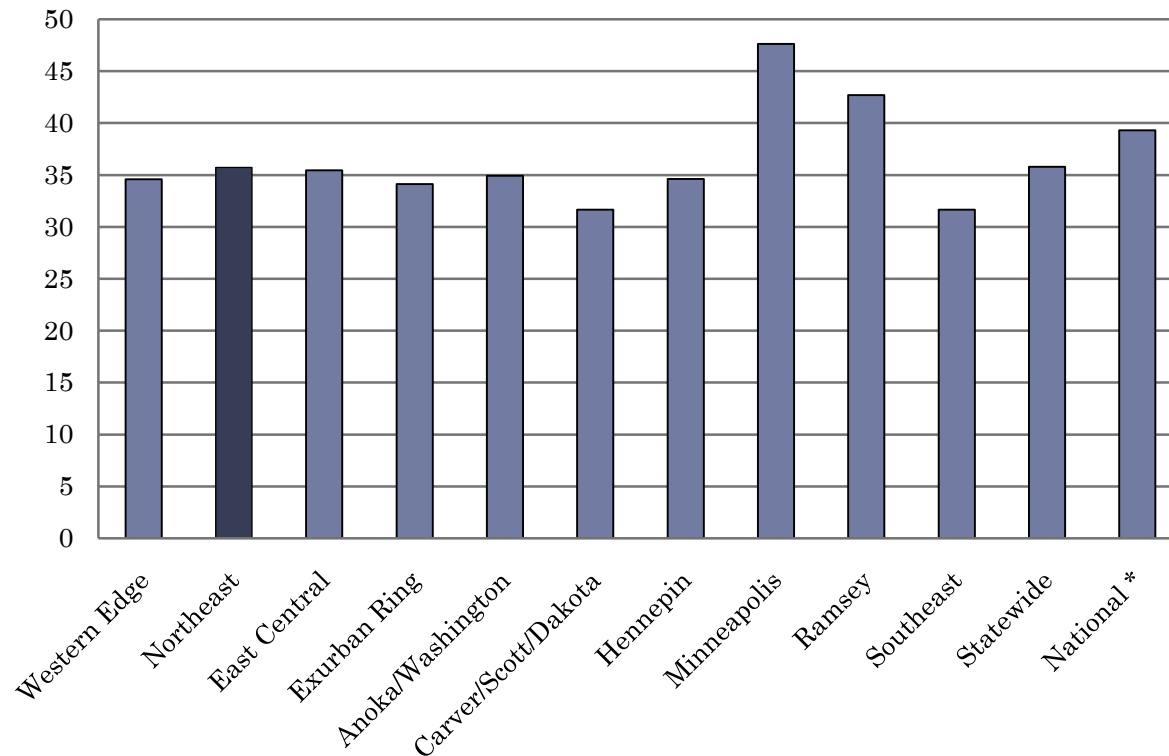


Source: American Community Survey, Steven Ruggles, Matthew Sobek, Trent Alexander, Catherine A. Fitch, Ronald Goeken, Patricia Kelly Hall, Miriam King, and Chad Ronnander. Integrated Public Use Microdata Series: Version 4.0 [Machine-readable database]. Minneapolis, MN: Minnesota Population Center [producer and distributor], 2008.

* "A Women's Nation," <http://awomansnation.com>



Percent of women with at least one child in home that are the primary breadwinner, 2007



Source: American Community Survey, Steven Ruggles, Matthew Sobek, Trent Alexander, Catherine A. Fitch, Ronald Goeken, Patricia Kelly Hall, Miriam King, and Chad Ronnander. Integrated Public Use Microdata Series: Version 4.0 [Machine-readable database]. Minneapolis, MN: Minnesota Population Center [producer and distributor], 2008.

* "A Women's Nation, " <http://awomansnation.com>



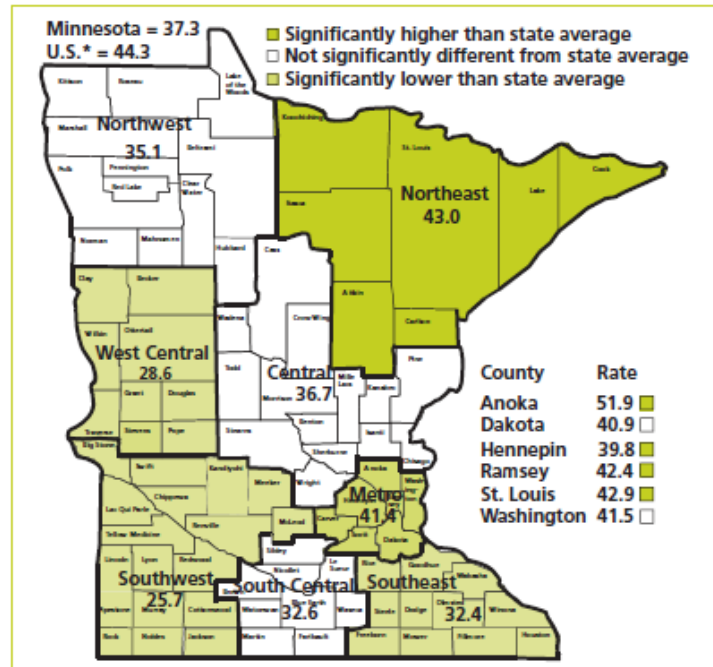
We must be ready: a recession is upon us and it will have a negative impact on the majority of women in our state and country.



**We must be aware of health
care and its impact on
women:
availability, access, coverage,
and cost will continue to be
a primary concern;
particularly as the boomer
population continues to age.**



Lung Cancer Mortality Rates among Females in Minnesota Regions and Six Largest Counties, 2001-2005



Rates are per 100,000 persons, age-adjusted to the 2000 US population. Statistical significance ($p < 0.05$) based on SEER*Stat analysis using Tewari modification.

*Non-Hispanic whites in the U.S. excluding Minnesota, New Hampshire, and North Dakota, 2001-2005, *SEER Cancer Statistics Review, 1975-2005*.

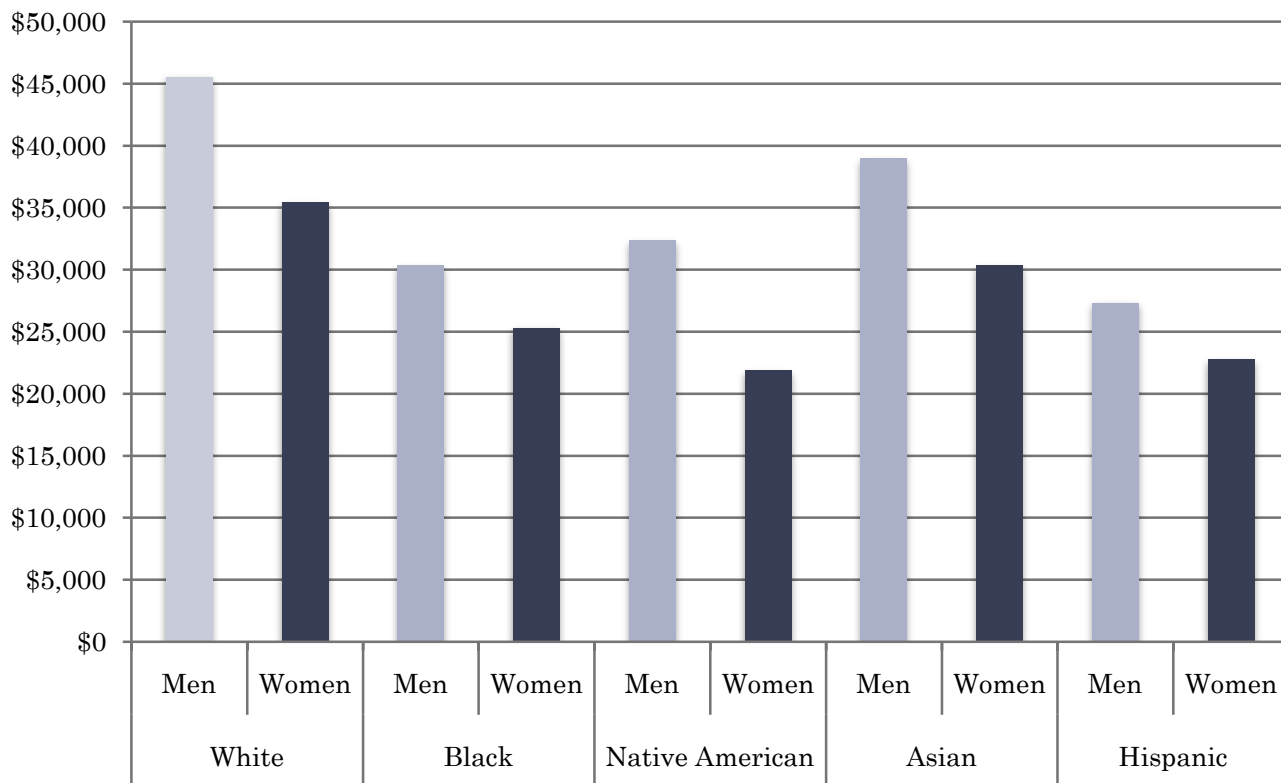
Infant Mortality 1997-2001					
(per 1,000 births)					
			Native		
	White	Black	American	Asian	Hispanic
NW	6.3	NA	13.2	0	10.6
NE	6.4	21.9	8.5	14	16.1
WC	5.9	12.3	8.3	0	8.9
EC	4.7	16	13.1	13.9	15.9
SW/SC	4.4	6.9	14.1	6.7	4.4
SE	6.1	8.7	30.9	6.9	10.2
METRO	4.8	12.1	11.5	6.7	6.3



We must pay attention to a growing disparity between women and girls who are white and women and girls of color.



Median earned income by race/ethnicity and gender, 2007

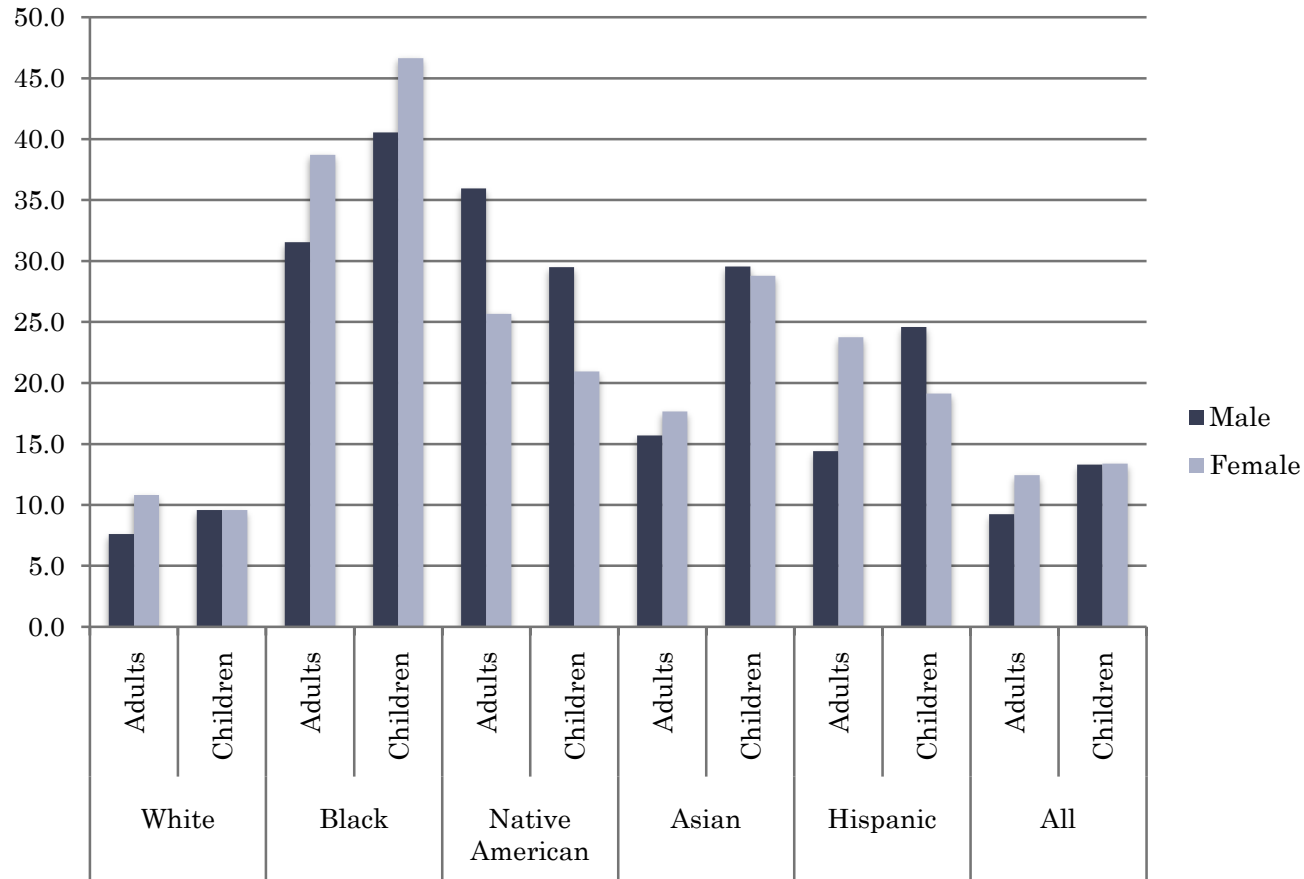


Source: American Community Survey, Steven Ruggles, Matthew Sobek, Trent Alexander, Catherine A. Fitch, Ronald Goeken, Patricia Kelly Hall, Miriam King, and Chad Ronnander. Integrated Public Use Microdata Series: Version 4.0 [Machine-readable database]. Minneapolis, MN: Minnesota Population Center [producer and distributor], 2008.

* "A Women's Nation, " <http://awomansnation.com>



Percent in poverty, by race/ethnicity

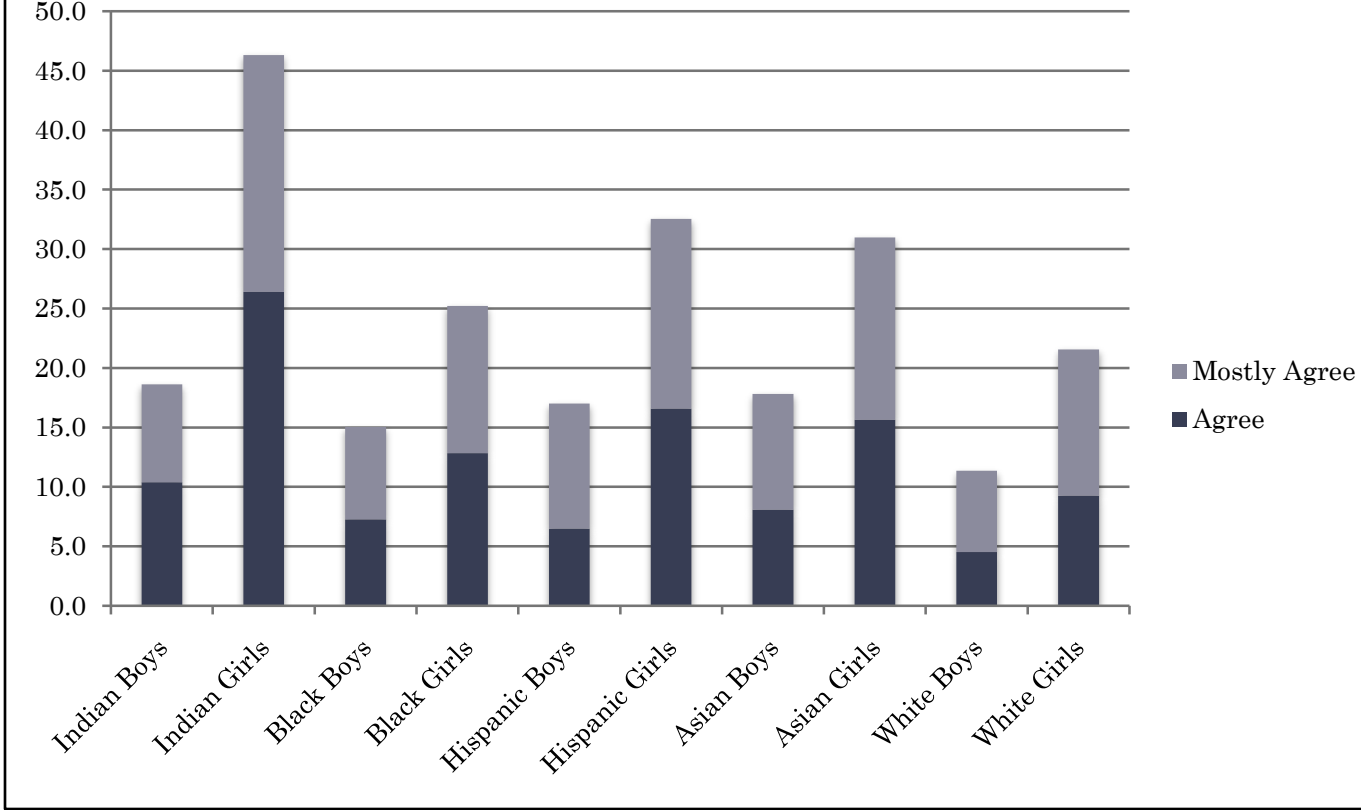


Source: American Community Survey, Steven Ruggles, Matthew Sobek, Trent Alexander, Catherine A. Fitch, Ronald Goeken, Patricia Kelly Hall, Miriam King, and Chad Ronnander. Integrated Public Use Microdata Series: Version 4.0 [Machine-readable database]. Minneapolis, MN: Minnesota Population Center [producer and distributor], 2008.

* "A Women's Nation, " <http://awomansnation.com>



Often unhappy, depressed or tearful 9th graders, 2007



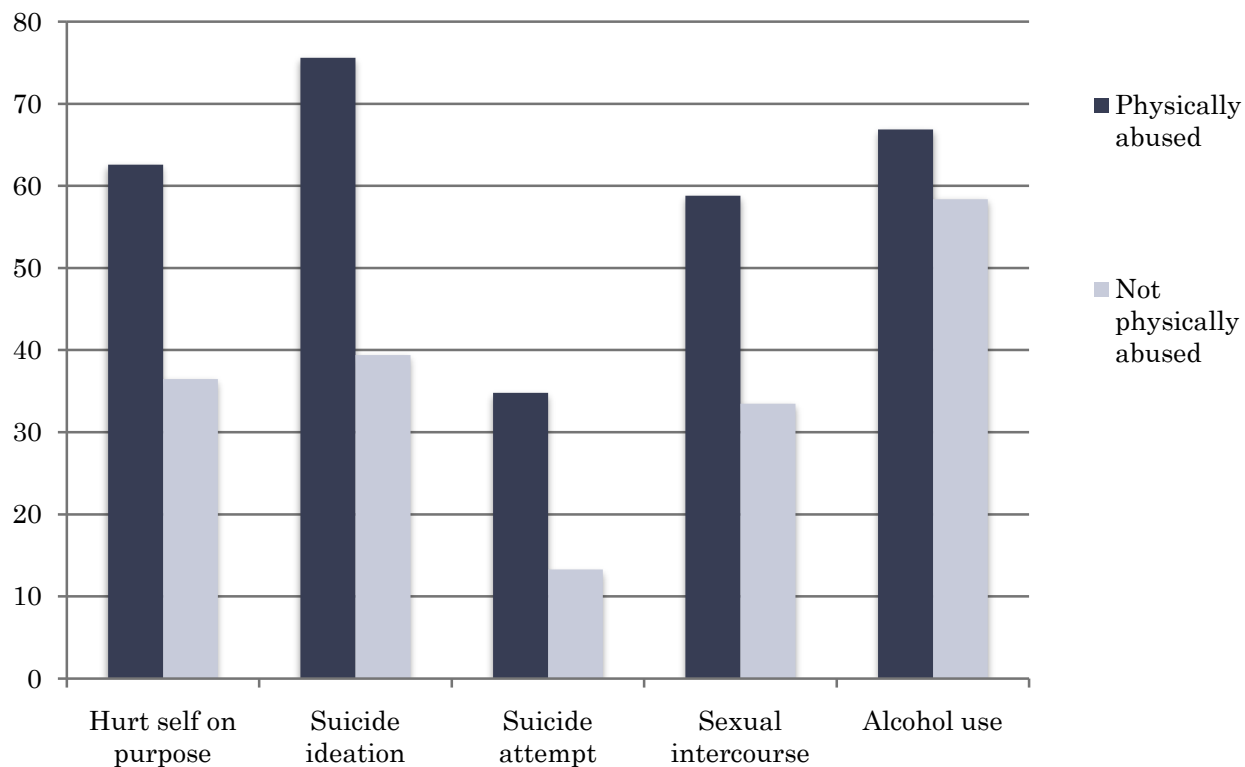
**We must view women as an
asset during a time of
workforce transformation.**



We must raise up ignored or missed populations of women such as older women, low-income women, women veterans, and victims of domestic violence, human trafficking, and prostitution.



Abuse and related behaviors for Native American 9th grade girls, 2007



We must continue to elect women into public office at all levels, and maintain a robust pipeline to higher-level offices.



WOMEN IN STATE LEGISLATURE AND US CONGRESS, MINNESOTA

Minnesota House

- 2006 : 43 (32.1%) of the 134 House
- 2008: 43 (32.1%) of the 134 House Seats in Minnesota.

Minnesota Senate

- 2006: 27 (40.3%) of the 67 Senate Members
- 2008: 27 of the 67 Senate Members (one special election)

Congress

- 2 of 8 Congressional Representatives (McCollum and Bachman)
 - -3 candidates: McCollum, Bachman, and Davis (challenged Ellison in the 5th)
- First woman elected (1 of 2) United States Senator (Klobuchar).



MINNESOTA STATE LOCAL ELECTED OFFICIALS - 2008

- Of 2,216 public school board members in Minnesota, 824 (37.2%) are women.
- Of 3,472 total city council members in Minnesota, 943 (27.2%) are women.
- Of 853 mayors in Minnesota, 127 (14.9%) are women.
- Of 447 county commissioners in Minnesota, 50 (11.2%) are women.



